





### Spanish articles

**ANTE TODO** As you know, English often uses definite articles (*the*) and indefinite articles (*a, an*) before nouns. Spanish also has definite and indefinite articles. Unlike English, Spanish articles vary in form because they agree in gender and number with the nouns they modify.





#### Definite articles

► Spanish has four forms that are equivalent to the English definite article *the*. Use definite articles to refer to specific nouns.

Masculine		Feminine	
SINGULAR	PLURAL	SINGULAR	PLURAL
			
<b>el</b> diccionario <i>the dictionary</i>	<b>los</b> diccionarios <i>the dictionaries</i>	<b>la</b> computadora <i>the computer</i>	<b>las</b> computadoras <i>the computers</i>

#### Indefinite articles

► Spanish has four forms that are equivalent to the English indefinite article, which according to context may mean *a, an, or some*. Use indefinite articles to refer to unspecified persons or things.

Masculine		Feminine	
SINGULAR	PLURAL	SINGULAR	PLURAL
			
<b>un</b> pasajero <i>a (one) passenger</i>	<b>unos</b> pasajeros <i>some passengers</i>	<b>una</b> fotografía <i>a (one) photograph</i>	<b>unas</b> fotografías <i>some photographs</i>

**¡LENGUA VIVA!**

Feminine singular nouns that begin with **a-** or **ha-** require the masculine articles **el** and **un**. This is done in order to avoid repetition of the **a** sound. The plural forms still use the feminine articles.

- el** agua *water*
- las** aguas *waters*
- un** hacha *ax*
- unas** hachas *axes*

**¡LENGUA VIVA!**

Since **la fotografía** is feminine, so is its shortened form, **la foto**, even though it ends in **-o**.

**¡INTÉNTALO!** Provide a definite article for each noun in the first column and an indefinite article for each noun in the second column.

- | ¿el, la, los o las? | ¿un, una, unos o unas? |
|---------------------|------------------------|
| 1. <u>la</u> chica  | 1. <u>un</u> autobús   |
| 2. _____ chico      | 2. _____ escuelas      |
| 3. _____ maleta     | 3. _____ computadora   |
| 4. _____ cuadernos  | 4. _____ hombres       |
| 5. _____ lápiz      | 5. _____ señora        |
| 6. _____ mujeres    | 6. _____ lápices       |

**recursos**

 WB p. 3

 LM p. 3

 vistas.  
whcentral.com  
Lección 1